

Avoiding Plagiarism 101

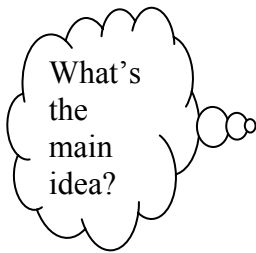
What is plagiarism?

n 1: a piece of writing that has been copied from someone else and is presented as being your own work 2: the act of plagiarizing; taking someone's words or ideas as if they were your own

Source: WordNet ® 2.0, © 2003 Princeton University

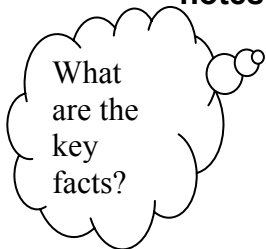
How do you avoid plagiarizing?

- Take notes using your own words:



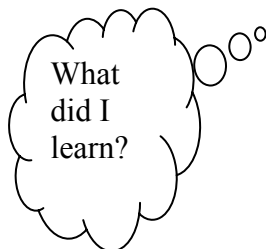
READ a paragraph or page before you start taking notes.
THINK about the main idea and important details of what you read.
WRITE the main idea and important details in your notes.

- To avoid plagiarizing when taking notes:



PRETEND you are telling a friend about what you just read.
WRITE what you said or thought in your notes.

- Use your notes to write your report:



REVIEW your notes before you begin
CREATE an outline
INCLUDE details and supporting facts from your notes when you write your report

- If you use a quote from a knowledgeable source, say so in your notes and your report next to the quote.
- Include a bibliography of all the sources you consulted.

Avoiding Plagiarism 101


What is plagiarism?

n 1: a piece of writing that has been copied from someone else and is presented as being your own work 2: the act of plagiarizing; taking someone's words or ideas as if they were your own

Source: WordNet ® 2.0, © 2003 Princeton University

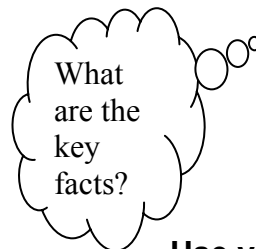
How do you avoid plagiarizing?

- Take notes using your own words:



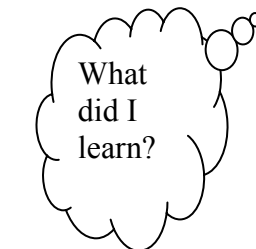
READ a paragraph or page before you start taking notes.
THINK about the main idea and important details of what you read.
WRITE the main idea and important details in your notes.

- To avoid plagiarizing when taking notes:



PRETEND you are telling a friend about what you just read.
WRITE what you said or thought in your notes.

- Use your notes to write your report:



REVIEW your notes before you begin
CREATE an outline
INCLUDE details and supporting facts from your notes when you write your report

- If you use a quote from a knowledgeable source, say so in your notes and your report next to the quote.
- Include a bibliography of all the sources you consulted.